

O Visitante  
Visitante



### 5-Star Stock Update!

« em: 2007-06-23 17:11:47 »

This daily update lists the tickers of the stocks that became 5-star investments on Morningstar.com as of the last market close. A stock is awarded 5 stars when its price hits what Morningstar.com deems is a "Consider Buying" level. Click the link next to each ticker to get Morningstar's complete take on the company. If the link is disabled, please copy and paste the link into your browser, and click "enter."

BSX  
EAT  
BPOP  
PHM  
RF  
SCG  
WAL

Registrado

O Visitante  
Visitante



### 5-Star Stock Update!

« Responder #1 em: 2007-06-26 21:05:00 »

Here's Your 5-Star Stock Update!

This daily update lists the tickers of the stocks that became 5-star investments on Morningstar.com as of the last market close. A stock is awarded 5 stars when its price hits what Morningstar.com deems is a "Consider Buying" level. Click the link next to each ticker to get Morningstar's complete take on the company. If the link is disabled, please copy and paste the link into your browser, and click "enter."

Electronic Data Systems  
EDS

Ventas  
VTR

Whiting Petroleum  
WLL

Registrado


O  
Visitante




### 5-Star Stock Update!

« Responder #2 em: 2007-07-04 22:17:27 »

<u>Johnson &amp; Johnson</u>	★★★★★	0	Below Average	Drugs	Healthcare	179,441.79
<u>Leadis Technology</u>	★★★★★	0	Above Average	Semiconductors	Hardware	103.39
<u>Lennar</u>	★★★★★	0	Average	Home Building	Consumer Services	5,635.04
<u>Levitt A</u>	★★★★★	0	Above Average	Real Estate	Financial Services	192.73
<u>Liberty Interactive A</u>	★★★★★	0	Average	Business/ Online Services	Business Services	14,775.42
<u>Louisiana-Pacific</u>	★★★★★	0	Above Average	Forestry/ Wood	Industrial Materials	1,989.44
<u>Lowe's Companies</u>	★★★★★	0	Below Average	Home Supply	Consumer Services	46,502.42
<u>M/I Homes</u>	★★★★★	0	Above Average	Home Building	Consumer Services	384.58
<u>Mack-Cali Realty</u>	★★★★★	0	Below Average	REITS	Financial Services	2,981.57
<u>Marsh &amp; McLennan Companies</u>	★★★★★	0	Average	Insurance (General)	Financial Services	17,329.51
<u>Maxim Integrated Products</u>	★★★★★	0	Average	Semiconductors	Hardware	10,691.81
<u>Medtronic</u>	★★★★★	0	Below Average	Medical Equipment	Healthcare	60,837.13
<u>Meritage Homes</u>	★★★★★	0	Average	Home Building	Consumer Services	682.12
<u>MGIC Investment</u>	★★★★★	0	Average	Insurance (Property)	Financial Services	4,684.99
<u>Molson Coors Brewing Company</u>	★★★★★	0	Average	Alcoholic Drinks	Consumer Goods	8,237.81
<u>Motorola</u>	★★★★★	0	Average	Wireless Equipment	Hardware	41,385.38
<u>Mylan Laboratories</u>	★★★★★	0	Average	Drugs	Healthcare	4,007.91
<u>Navigant Consulting</u>	★★★★★	0	Average	Consultants	Business Services	1,073.69
<u>Novartis AG ADR</u>	★★★★★	0	Below Average	Drugs	Healthcare	131,571.41
<u>Oak Hill Financial</u>	★★★★★	0	Average	Regional Banks	Financial Services	120.77
<u>P.F. Chang's China Bistro</u>	★★★★★	0	Average	Restaurants	Consumer Services	928.60
<u>Panera Bread</u>	★★★★★	0	Average	Restaurants	Consumer Services	1,515.39
<u>PG &amp; E</u>	★★★★★	0	Below Average	Electric Utilities	Utilities	16,049.89
<u>Popular</u>	★★★★★	0	Average	Regional Banks	Financial Services	4,457.11
<u>Procter &amp; Gamble</u>	★★★★★	0	Below Average	Household & Personal Products	Consumer Goods	194,572.02

 morn2.PNG (40.35 Kb, 806x683 - visto 1392 vezes.)

<a href="#">Checkfree</a>	★★★★★	0	Average	Systems & Security	Software	3,596.57
<a href="#">Cheesecake Factory</a>	★★★★★	0	Average	Restaurants	Consumer Services	1,790.43
<a href="#">China TechFaith Wireless</a>	★★★★★	0	Above	Wireline Equipment	Hardware	3,712.15
<a href="#">Comm Tech</a>			Average			
<a href="#">Cimarex Energy</a>	★★★★★	0	Average	Oil & Gas	Energy	3,369.77
<a href="#">Cintas</a>	★★★★★	0	Below	Business Support	Business Services	6,320.73
			Average			
<a href="#">Compton Petroleum</a>	★★★★★	0	Average	Oil & Gas	Energy	1,270.90
<a href="#">Consolidated Edison</a>	★★★★★	0	Below	Electric Utilities	Utilities	11,810.54
			Average			
<a href="#">Constellation Brands A</a>	★★★★★	0	Average	Alcoholic Drinks	Consumer Goods	5,845.87
<a href="#">Corporate Executive Board</a>	★★★★★	0	Average	Consultants	Business Services	2,402.75
<a href="#">Countrywide Financial</a>	★★★★★	0	Average	Savings & Loans	Financial Services	22,056.38
<a href="#">Crosstex Energy</a>	★★★★★	0	Below	Oil & Gas	Energy	1,333.32
			Average			
<a href="#">Crosstex Energy LP</a>	★★★★★	0	Below	Oil & Gas	Energy	1,551.27
			Average			
<a href="#">eBay</a>	★★★★★	0	Below	Online Retail	Consumer Services	43,847.41
			Average			
<a href="#">Enterprise GP Holdings LP</a>	★★★★★	0	Average	Natural Gas Utilities	Utilities	3,375.82
<a href="#">Expedia</a>	★★★★★	0	Average	Online Retail	Consumer Services	8,799.85
<a href="#">Expeditors International of Washington</a>	★★★★★	0	Below	Transportation - Misc	Business Services	8,983.80
			Average			
<a href="#">Fastenal</a>	★★★★★	0	Below	Distributors	Business Services	6,387.27
			Average			
<a href="#">FoxHollow Technologies</a>	★★★★★	0	Above	Medical Equipment	Healthcare	644.39
			Average			
<a href="#">Fuel Tech</a>	★★★★★	0	Average	Environmental Control	Business Services	746.53
<a href="#">Getty Images</a>	★★★★★	0	Average	Business Support	Business Services	2,904.89
<a href="#">GMH Communities Trust</a>	★★★★★	0	Average	REITS	Financial Services	409.02
<a href="#">Great Plains Energy</a>	★★★★★	0	Below	Electric Utilities	Utilities	2,548.56
			Average			
<a href="#">Group 1 Automotive</a>	★★★★★	0	Average	Auto Retail	Consumer Services	986.23
<a href="#">Hawaiian Electric Industries</a>	★★★★★	0	Below	Electric Utilities	Utilities	1,949.89
			Average			
<a href="#">Iron Mountain</a>	★★★★★	0	Below	Business Support	Business Services	5,291.51
			Average			
<a href="#">Jabil Circuit</a>	★★★★★	0	Average	Contract Manufacturers	Hardware	4,607.80

 [morn1.PNG](#) (41.28 Kb, 795x696 - visto 1390 vezes.)


# All Morningstar Rated Stocks Click on column headings to sort list.

[Data Definitions](#)

1-1912 out of 1912 [First 50](#) [All](#) (may be slower to load)

Sort alphabetically by company : [A](#) [B](#) [C](#) [D](#) [E](#) [F](#) [G](#) [H](#) [I](#) [J](#) [K](#) [L](#) [M](#) [N](#) [O](#) [P](#) [Q](#) [R](#) [S](#) [T](#) [U](#) [V](#) [W](#) [X](#) [Y](#) [Z](#) [All](#)

Company Name	Morningstar Rating	Change from Previous Day	Business Risk	Industry	Sector	Market Cap (mil)
<a href="#">3M Company</a>	★★★★★	0	Below Average	Diversified	Industrial Materials	63,334.80
<a href="#">Abraxis BioScience</a>	★★★★★	0	Above Average	Drugs	Healthcare	3,502.15
<a href="#">Administaff</a>	★★★★★	0	Average	Employment	Business Services	961.58
<a href="#">AGL Resources</a>	★★★★★	0	Below Average	Natural Gas Utilities	Utilities	3,192.67
<a href="#">Alesco Financial</a>	★★★★★	0	Above Average	Finance	Financial Services	451.98
<a href="#">Angiotech Pharmaceuticals</a>	★★★★★	0	Above Average	Medical Equipment	Healthcare	601.68
<a href="#">Applebee's International</a>	★★★★★	0	Average	Restaurants	Consumer Services	1,855.11
<a href="#">Arthur J. Gallagher &amp; Co.</a>	★★★★★	0	Average	Insurance (General)	Financial Services	2,786.01
<a href="#">Bank of America</a>	★★★★★	0	Average	International Banks	Financial Services	219,891.57
<a href="#">BankAtlantic Bancorp A</a>	★★★★★	0	Average	Regional Banks	Financial Services	521.78
<a href="#">BB&amp;T</a>	★★★★★	0	Below Average	Super Regional Banks	Financial Services	22,679.16
<a href="#">Bemis</a>	★★★★★	0	Average	Packaging	Consumer Goods	3,519.61
<a href="#">Berkshire Hathaway B</a>	★★★★★	0	Below Average	Insurance (General)	Financial Services	168,343.98
<a href="#">Borders Group</a>	★★★★★	0	Average	Specialty Retail	Consumer Services	1,141.50
<a href="#">Boston Scientific</a>	★★★★★	0	Average	Medical Equipment	Healthcare	23,211.73
<a href="#">Brandywine Realty Trust</a>	★★★★★	0	Average	REITS	Financial Services	2,470.36
<a href="#">Capital One Financial</a>	★★★★★	0	Average	Finance	Financial Services	32,806.94
<a href="#">Cathay General Bancorp</a>	★★★★★	0	Below Average	Regional Banks	Financial Services	1,769.82
<a href="#">Celestica</a>	★★★★★	0	Above Average	Contract Manufacturers	Hardware	1,252.72
<a href="#">CenterPoint Energy</a>	★★★★★	0	Average	Electric Utilities	Utilities	5,681.15
<a href="#">Checkfree</a>	★★★★★	0	Average	Systems & Security	Software	3,596.57
<a href="#">Cheesecake Factory</a>	★★★★★	0	Average	Restaurants	Consumer Services	1,790.43
<a href="#">China TechFaith Wireless</a>	★★★★★	0	Above	Wireline Equipment	Hardware	3,712.15

 [morn.PNG](#) (43.12 Kb, 821x692 - visto 1382 vezes.)

 **Registrado**

O  
Visitant  
e  
Visitant  
e




**5-Star Stock Update!**

« Responder #3 em: 2007-07-04 22:18:36 »

more

<u>Whole Foods Market</u>	★★★★★	0	Average	Groceries	Consumer Services	5,371.56
<u>1st Constitution Bancorp</u>	★★★★	0	Average	Regional Banks	Financial Services	63.77
<u>Advance Auto Parts</u>	★★★★	0	Average	Auto Retail	Consumer Services	4,358.78
<u>Advanced Analogic Technologies</u>	★★★★	0	Above Average	Semiconductors	Hardware	434.13
<u>Alcatel-Lucent ADR</u>	★★★★	0	Average	Wireline Equipment	Hardware	33,605.83
<u>Alleghany</u>	★★★★	0	Average	Insurance (Property)	Financial Services	3,340.96
<u>Allied Irish Banks ADR</u>	★★★★	0	Average	International Banks	Financial Services	25,821.82
<u>Allied Waste Industries</u>	★★★★	0	Above Average	Waste Management	Business Services	5,113.17
<u>Ambac Financial Group</u>	★★★★	0	Above Average	Insurance (General)	Financial Services	9,028.03
<u>American Express</u>	★★★★	0	Below Average	Finance	Financial Services	74,425.83
<u>American International Group</u>	★★★★	0	Average	Insurance (Property)	Financial Services	182,738.06
<u>Amerigroup</u>	★★★★	0	Above Average	Managed Care	Healthcare	1,311.48
<u>Amgen</u>	★★★★	0	Average	Biotechnology	Healthcare	64,432.06
<u>AMN Healthcare Services</u>	★★★★	0	Average	Employment	Business Services	762.82
<u>Analog Devices</u>	★★★★	0	Average	Semiconductors	Hardware	12,728.07
<u>Anheuser-Busch Companies</u>	★★★★	0	Below Average	Alcoholic Drinks	Consumer Goods	39,076.55
<u>Annaly Capital Management</u>	★★★★	0	Above Average	Finance	Financial Services	3,843.42
<u>Asbury Automotive</u>	★★★★	0	Above Average	Auto Retail	Consumer Services	819.76
<u>Ashford Hospitality Trust</u>	★★★★	0	Above Average	REITS	Financial Services	1,482.22
<u>Atmos Energy</u>	★★★★	0	Below Average	Natural Gas Utilities	Utilities	2,710.37
<u>AudioCodes</u>	★★★★	-1	Above Average	Wireline Equipment	Hardware	237.03
<u>Aventine Renewable Energy Holdings</u>	★★★★	0	Above Average	Oil/Gas Products	Energy	723.67
<u>Avista Corporation</u>	★★★★	0	Average	Electric Utilities	Utilities	1,140.54
<u>Avon Products</u>	★★★★	0	Average	Household & Personal Products	Consumer Goods	16,584.41
<u>Ballard Power Systems</u>	★★★★	0	Above Average	Electric Equipment	Industrial Materials	621.32

 morn4.PNG (44.16 Kb, 875x714 - visto 1373 vezes.)

<u>Pulte Homes</u>	★★★★★	0	Average	Home Building	Consumer Services	5,725.99
<u>Radware</u>	★★★★★	0	Average	Business Applications	Software	278.30
<u>Regions Financial</u>	★★★★★	0	Below Average	Regional Banks	Financial Services	24,009.33
<u>Ruth's Chris Steak House</u>	★★★★★	0	Average	Restaurants	Consumer Services	400.44
<u>SAIC</u>	★★★★★	0	Average	Aerospace & Defense	Industrial Materials	7,540.29
<u>Sanmina-SCI</u>	★★★★★	0	Above Average	Contract Manufacturers	Hardware	1,738.02
<u>Scana</u>	★★★★★	0	Below Average	Electric Utilities	Utilities	6,176.42
<u>Sears Holdings</u>	★★★★★	0	Average	Discount Stores	Consumer Services	25,998.55
<u>Sonic</u>	★★★★★	0	Average	Restaurants	Consumer Services	1,477.82
<u>Starbucks</u>	★★★★★	0	Average	Restaurants	Consumer Services	19,795.21
<u>Technical Olympic USA</u>	★★★★★	0	Spec.	Home Building	Consumer Services	224.11
<u>The Western Union Company</u>	★★★★★	0	Below Average	Data Processing	Business Services	16,017.21
<u>Thomson ADR</u>	★★★★★	0	Average	Audio/Video Equipment	Consumer Goods	5,296.67
<u>Timberland</u>	★★★★★	0	Average	Shoes	Consumer Goods	1,590.06
<u>Time Warner</u>	★★★★★	0	Below Average	Media Conglomerates	Media	81,046.86
<u>Triad Guaranty</u>	★★★★★	0	Average	Insurance (Property)	Financial Services	600.14
<u>Tuesday Morning</u>	★★★★★	0	Average	Discount Stores	Consumer Services	509.49
<u>United Parcel Service B</u>	★★★★★	0	Below Average	Transportation - Misc	Business Services	77,522.06
<u>US Bancorp</u>	★★★★★	0	Below Average	Super Regional Banks	Financial Services	58,247.25
<u>Vimicro International ADR</u>	★★★★★	0	Above Average	Semiconductors	Hardware	194.74
<u>Wal-Mart Stores</u>	★★★★★	0	Below Average	Discount Stores	Consumer Services	199,912.16
<u>Washington Mutual</u>	★★★★★	0	Average	Savings & Loans	Financial Services	38,805.68
<u>Wesco Financial</u>	★★★★★	0	Below Average	Insurance (General)	Financial Services	2,810.54
<u>Westamerica Bancorporation</u>	★★★★★	0	Below Average	Regional Banks	Financial Services	1,364.41
<u>Western Alliance Bancorporation</u>	★★★★★	0	Average	Regional Banks	Financial Services	867.41
<u>Whiting Petroleum</u>	★★★★★	0	Average	Oil & Gas	Energy	1,479.90

morn3.PNG (43.33 Kb, 835x701 - visto 1383 vezes.)

 Registrado

O Visitante  
Visitante





**5-Star Stock Update!**


« Responder #4 em: 2007-07-04 23:08:47 »


e excepcionalmente.....


Stocks below fair value %


Copernic Agent

  The Web

 Up

 History

 Track

 Results Bar

Stock Name	Morningstar Rating	Fair Value	Last Close \$	▲Price % Above/Below Fair Value	Morningstar Risk	Economic Moat
<input type="checkbox"/> <a href="#">Meritage Homes</a>	★★★★★	57.00	26.01	-54.37	Mid	None
<input type="checkbox"/> <a href="#">Technical Olympic USA</a>	★★★★★	8.00	3.76	-53.00	Speculative	None
<input type="checkbox"/> <a href="#">Angiotech Pharmaceuticals</a>	★★★★★	14.00	7.08	-49.43	High	None
<input type="checkbox"/> <a href="#">Levitt A</a>	★★★★★	19.00	9.72	-48.84	High	None
<input type="checkbox"/> <a href="#">Whole Foods Market</a>	★★★★★	72.00	38.21	-46.93	Mid	Narrow
<input type="checkbox"/> <a href="#">Alesco Financial</a>	★★★★★	15.00	8.15	-45.67	High	None
<input type="checkbox"/> <a href="#">Sanmina-SCI</a>	★★★★★	6.00	3.28	-45.33	High	None
<input type="checkbox"/> <a href="#">Lexicon Pharmaceuticals</a>	★★★★	6.00	3.32	-44.67	Speculative	None
<input type="checkbox"/> <a href="#">JDS Uniphase</a>	★★★★★	25.00	13.88	-44.48	High	Narrow
<input type="checkbox"/> <a href="#">MannKind</a>	★★★★	23.00	12.84	-44.17	Speculative	None
<input type="checkbox"/> <a href="#">FoxHollow Technologies</a>	★★★★★	39.00	21.91	-43.82	High	None
<input type="checkbox"/> <a href="#">Vimicro International ADR</a>	★★★★★	10.00	5.62	-43.80	High	None
<input type="checkbox"/> <a href="#">China TechFaith Wireless Comm</a>	★★★★★	10.00	5.64	-43.60	High	None
<input type="checkbox"/> <a href="#">BankAtlantic Bancorp A</a>	★★★★★	15.00	8.54	-43.07	Mid	Narrow
<input type="checkbox"/> <a href="#">M/I Homes</a>	★★★★★	48.00	27.39	-42.94	High	None
<input type="checkbox"/> <a href="#">Leadis Technology</a>	★★★★★	6.00	3.52	-41.33	High	None
<input type="checkbox"/> <a href="#">Louisiana-Pacific</a>	★★★★★	32.00	19.07	-40.41	High	None
<input type="checkbox"/> <a href="#">Group 1 Automotive</a>	★★★★★	68.00	40.62	-40.26	Mid	Narrow
<input type="checkbox"/> <a href="#">Abraxis BioScience</a>	★★★★★	36.00	21.96	-39.00	High	Narrow
<input type="checkbox"/> <a href="#">Ruth's Chris Steak House</a>	★★★★★	28.00	17.27	-38.32	Mid	None
<input type="checkbox"/> <a href="#">Lennar</a>	★★★★★	57.00	35.21	-38.23	Mid	Narrow
<input type="checkbox"/> <a href="#">Celestica</a>	★★★★★	10.00	6.32	-36.80	High	None
<input type="checkbox"/> <a href="#">Panera Bread</a>	★★★★★	75.00	47.50	-36.67	Mid	None
<input type="checkbox"/> <a href="#">Inspire Pharmaceuticals</a>	★★★★	9.50	6.05	-36.32	Speculative	None
<input type="checkbox"/> <a href="#">Fuel Tech</a>	★★★★★	53.00	33.80	-36.23	Mid	Narrow
S&P 500				0.00		

 below fair volume.PNG (39.87 Kb, 776x600 - visto 1355 vezes.)

 Registrado

dianao  
Think Finance  
★★★★★  
Mensagens:  
815



#### 5-Star Stock Update!

« Responder #5 em: 2007-07-05 21:20:01 »

a JDSU vale 25 USD de fair value.. lol.. k exagero.. a 13.90 pode estar barata mas 25 é exagero!

 Registrado



pq amanha vai ser o dia sim!

O Visitante  
Visitante



#### 5-Star Stock Update!

« Responder #6 em: 2007-07-05 21:47:49 »

bom é relativo , tambem talvez nao concorde mas tambem penso que se uma stock está muito abaixo do fair value algo nao bate certo , eu talvez prefira uma situação de um discount de 10 ou 15% a uma situação de 50% de discount . Contudo se entrasse numa stock a 50% discount do fair value talvez o meu exit point fosse nos 25% do fair value . chupa mas nao abuses heeh

 Registrado

O Visitante  
Visitante



#### 5-Star Stock Update!

« Responder #7 em: 2007-07-05 22:13:36 »

Company Name	Morningstar Rating	Change from Previous Day	Business Risk	Industry	Sector	Market Cap (mil)
* <a href="#">Nustar GP Holdings</a>	★★★★	+3	Average	Pipelines	Energy	1,612.88
* <a href="#">Golden Telecom</a>	★★★	+2	Spec.	Telecommunication Services	Telecommunication	2,143.17
* <a href="#">Tasty Baking</a>	★★★	+2	Above Average	Food Mfg.	Consumer Goods	86.49
<a href="#">Centene</a>	★★★	+1	Above Average	Managed Care	Healthcare	946.42
<a href="#">Chartered Semiconductor Manufacturing ADR</a>	★★★	+1	Above Average	Semiconductors	Hardware	2,145.37
<a href="#">Companhia Energetica de Minas Gerais ADR</a>	★★★	+1	Above Average	Electric Utilities	Utilities	10,551.71
* <a href="#">Deerfield Triarc Capital</a>	★★★★	+1	Above Average	REITS	Financial Services	778.41
* <a href="#">EchoStar Communications</a>	★★	+1	Average	Cable TV	Media	19,470.08
<a href="#">Ethan Allen Interiors</a>	★★★★	+1	Average	Appliance & Furniture Makers	Consumer Goods	1,064.02
<a href="#">FTD Group</a>	★★★	+1	Above Average	Online Retail	Consumer Services	528.17
<a href="#">Inspire Pharmaceuticals</a>	★★★★	+1	Spec.	Biotechnology	Healthcare	256.52
<a href="#">Renovis</a>	★★★	+1	Spec.	Biotechnology	Healthcare	102.34
<a href="#">Telvent GIT SA</a>	★★★	+1	Above Average	Business Support	Business Services	734.10
<a href="#">Urban Outfitters</a>	★★★★	+1	Average	Clothing Stores	Consumer Services	3,871.23
* <a href="#">Wyeth</a>	★★★	+1	Average	Drugs	Healthcare	77,377.85
<a href="#">Zale</a>	★★★★	+1	Average	Jewelry/Accessories	Consumer Goods	1,141.06
<a href="#">1-800 Flowers.com</a>	★	0	Above Average	Online Retail	Consumer Services	612.98

rating change.PNG (32.28 Kb, 816x528 - visto 1245 vezes.)

 Registrado

O Visitante  
Visitante



**5-Star Stock Update!**

« Responder #8 em: 2007-07-05 22:21:46 »

stocks at 5 year highs

sao as minhas preferidas para entrar em papel in the line of the least resistance

### New 5-Year Highs

Symbol	Company Name	Today's High Price	5-Year High Price	Prev Day's Mkt Capitalization	Previous Day's Closing Price
GOOG	Google Inc.	544.40	535.00	166.5 Bil	534.34

RTP Rio Tinto plc (ADR) 324.94 323.20 116.6 Bil 320.35

RIMM RESEARCH IN MOTION LIMITED 217.30 216.90 38.68 Bil 207.94

IPS IPSCO INC 159.60 159.40 7.523 Bil 159.29

PTR PetroChina Company Limited (ADR) 156.88 154.60 276.6 Bil 154.50

SI Siemens AG (ADR) 151.57 150.20 134.6 Bil 150.19

AMG Affiliated Managers Group, Inc. 134.82 134.00 3.949 Bil 132.57

BF BASF AG (ADR) 133.32 133.10 65.72 Bil 132.84



AAPL Apple Inc. 132.97 127.60 110 Bil 127.17

PCP Precision Castparts Corp. 127.03 126.80 17.16 Bil 124.63

NOV National–Oilwell Varco Inc. 109.98 109.70 19.38 Bil 109.14

RIG Transocean Inc. 109.49 109.20 31.22 Bil 108.33

ATK Alliant Techsystems Inc. 103.01 102.80 3.414 Bil 101.68

ATRI Atrion Corporation 101.91 100.00 188.7 Mil 99.96

RL Polo Ralph Lauren Corporation 101.50 101.50 10.4 Bil 100.08

NE Noble Corporation 100.86 99.60 13.31 Bil 99.29

PCU Southern Copper Corporation 100.61 100.00 28.74 Bil 97.60

FSLR First Solar, Inc. 98.87 98.60 6.522 Bil 97.48

FMC FMC Corporation 90.78 90.40 3.442 Bil 89.90

VTKHY Vtech Holdings Limited (ADR) 90.40 90.40 2.163 Bil 90.40

SCPJ Scope Industries 90.00 90.00 89.88 Mil 90.00

LEAP Leap Wireless International, Inc. 89.98 89.10 6.035 Bil 88.63

OSG Overseas Shipholding Group Inc. 88.77 86.70 2.872 Bil 86.45

MDR McDermott International 88.66 87.50 9.641 Bil 86.64

MGM MGM MIRAGE 88.62 87.40 23.51 Bil 82.89

BG Bunge Limited 87.71 87.30 10.54 Bil 87.30

CTRP Ctrip.com International, Ltd. (ADR) 87.40 84.20 2.745 Bil 84.04

YZC Yanzhou Coal Mining Co. (ADR) 87.23 80.30 7.878 Bil 80.09

GMCR Green Mountain Coffee Roasters Inc. 86.82 85.10 645.5 Mil 83.04

FCX Freeport–McMoRan Copper & Gold Inc. 86.68 86.50 32.46 Bil 85.10

MTW Manitowoc Company, Inc. 85.50 84.90 5.207 Bil 83.50

TKP Technip (ADR) 85.07 84.10 8.767 Bil 82.62

NIHD NII Holdings, Inc. 85.06 83.90 13.7 Bil 83.72

UCO Universal Compression Holdings, Inc. 81.73 81.40 2.272 Bil 75.13

LH Laboratory Corp. of America 81.23 81.00 9.363 Bil 79.62

CG Carolina Group 80.61 80.30 8.632 Bil 79.60

AXE Anixter International Inc. 78.21 77.30 2.823 Bil 76.51

BAY Bayer AG (ADR) 78.09 77.10 58.73 Bil 76.84

VMSI Ventana Medical Systems, Inc. 78.08 77.90 2.91 Bil 77.21

LQU Quilmes Industrial (QUINSA) S.A. (ADR) 77.80 77.70 25.33 Bil 76.76

SHPGY Shire plc 75.59 75.40 13.77 Bil 74.50

HOT Starwood Hotels & Resorts Worldwide, Inc 75.45 74.40 14.87 Bil 69.13

GSF GlobalSantaFe Corporation 75.44 74.70 17.01 Bil 74.62

BUCY Bucyrus International, Inc. 75.00 74.90 2.741 Bil 74.70

NAVZ Navistar International Corporation 74.60 72.80 4.995 Bil 71.25

FLS Flowserve Corporation 74.28 74.10 4.21 Bil 73.79

TNP Tsakos Energy Navigation Ltd. 73.47 72.00 1.368 Bil 71.83

TDW Tidewater Inc. 73.21 72.60 4.135 Bil 72.13

BZLFY Bunzl plc (ADR) 73.00 72.50 4.799 Bil 71.25

CPA Copa Holdings, S.A. 72.49 71.00 3.01 Bil 70.10

 Registrado

**grep**  
Think Finance  
★★★★★  
Mensagens: 53



**5-Star Stock Update!**  
« Responder #9 em: 2007-07-05 22:27:43 »

Boas.

Pode-se saber onde arranja isso?



Obrigado

 Registrado

**Mystery**  
long vega short  
feta  
Think Finance  
★★★★★



**5-Star Stock Update!**  
« Responder #10 em: 2007-07-06 08:15:38 »

Leiam o manual.

Mensagens:  
1758



os ratings da Morningstar são atribuídos em função do risco económico da empresa e das suas vantagens competitivas.

Sendo assim, a KO só precisa de ter um desconto de 10–15% para estar com 5 estrelas, enquanto uma empresa com mais risco como a JDSU precisa de um desconto de 30–50% para ficar com 5 estrelas.

 Registrado



Doubt is not a pleasant condition, but certainty is absurd.

grop

Think Finance



Mensagens: 53



**5-Star Stock Update!**

« Responder #11 em: 2007-07-06 10:19:31 »

Mas não é preciso pagar para ter esse serviço?



 Registrado

O Visitante  
Visitante



**5-Star Stock Update!**

« Responder #12 em: 2007-07-06 12:12:27 »

Grep,

as stocks a baterem highs de 5 anos é aqui

<http://moneycentral.msn.com/investor/finder/deluxestockscreen.aspx?query=New+5-Year+Highs&btnQryFrm=Go>

depois tens o stock screener da Kiplinger que meti num post mais abaixo.

a Morningstar é um serviço pago mas o preço é irrisório para a informação que eles dão, são cerca de 20 ou 30 dollars, nem sei quanto me cobram por aquilo. Subscribo a Morningstar e nem sou adepto de fundamentais mas sou obrigado a concordar que são os earnings e projecções de earnings que conduzem a evolução de preço dum stock, e o site é tão completo que não resisto a subscriver-lo.

Outro site bom mas mais caro, \$60, mas com a informação e a papinha toda feita é o [www.dailygraphs.com](http://www.dailygraphs.com) do William O'Neil. Este site penso que é o melhor site para análise fundamental, mesmo melhor que a Value Line. Tem Rankings de stocks por earnings, Rel Strength, composite ratings, e muito mais, faz o free trial de 8 dias e vê por ti. Vale muito a pena. O William O'Neil é de facto um dos melhores e o site dele vale ouro. Outro site dele é o [www.investors.com](http://www.investors.com).

tens este também <http://www2.barchart.com/prdetails.asp?sym=mer> para fundamentais

o tal screener <http://www.kiplinger.com/tools/stockfinder/>

um outro que faz a papinha toda é este que assino também [www.jadco.com](http://www.jadco.com)

este para micro structure <http://www.larryharris.com/>

este para commitments <http://www.cot-futures.com/cot/visitors/visitorx.htm>

este <http://aaii.com/stockscreens/performance.cfm>

<http://www.marketwatch.com/tools/stockresearch/screener/default.asp?siteid=mktw&dist=>

<http://sites.stockpoint.com/highmarkfunds/stockscreeener.asp?UUID=&ClientID=UBOCHM30-06-2005>

ha outros sites mas de fundamentais é isto . depois o Zacks Online etc sao outros tambem bons.

mas nao te esqueças do site mais importante onde podes tirar estas informações todas que é o :

[www.thinkfn.com](http://www.thinkfn.com)

abraço e bom research :!:

 Registrado

**grep**  
Think Finance  
☆☆☆☆☆  
Mensagens: 53



**5-Star Stock Update!**

« Responder #13 em: 2007-07-06 17:23:47 »

Obrigado por tanta info.

Nesse site do O'neil diz:



Annual \$999.00

Não vejo os 60\$, devo estar a ver no sitio errado.

Obrigado

 Registrado

**O Visitante**  
Visitante



**5-Star Stock Update!**

« Responder #14 em: 2007-07-06 17:29:14 »

Annual\*\*\* \$720.00

Semi-Annual \$369.00

Quarterly \$189.00

Monthly \$66.58

 Registrado

**grep**  
Think Finance



**5-Star Stock Update!**

« Responder #15 em: 2007-07-06 17:31:01 »



Mensagens: 53

Haa, é valores mensais.

Ok peço desculpa por não ter visto.



Já agora, penso que não há nada do género em Portugal, pelo menos a um preço acessível.

Não era util existir?

Registrado

**O Visitante**  
Visitante



**5-Star Stock Update!**

« **Responder #16 em:** 2007-07-06 17:35:47 »

Portugal é bom para praia e segurança.

Registrado

**Kaspov**

Think Finance



Mensagens:  
3464



**5-Star Stock Update!**

« **Responder #17 em:** 2007-07-06 19:15:48 »

Para além das praias, temos muitas outras atracções turísticas: monumentos, montanhas, estâncias termais, etc...

Registrado



"If you wish for good, receive it from yourself."

—Epictetus



"For a successful technology, reality must take precedence over public relations, for Nature cannot be fooled."

—Richard Feynman

"Let's Change the World With Music"

—Paddy McAloon

**O Visitante**  
Visitante



**5-Star Stock Update!**

« **Responder #18 em:** 2007-07-06 19:31:08 »

monumentos como? tas a falar de mulheres?

Registrado

**Kaspov**

Think Finance



Mensagens:  
3464



**5-Star Stock Update!**

« **Responder #19 em:** 2007-07-06 20:12:12 »

Também as há, evidentemente, mas temos uma longa história e fazemos parte do mundo mediterrânico, com a sua extraordinária cultura.

Registrado



"If you wish for good, receive it from yourself."

—Epictetus



"For a successful technology, reality must take precedence over public relations, for Nature cannot be fooled."

—Richard Feynman

"Let's Change the World With Music"

—Paddy McAloon

### Mystery

long vega  
short feta

Think  
Finance



Mensagens:  
1758



### 5-Star Stock Update!

« Responder #20 em: 2007-07-06 20:53:54 »

#### Citação de: "grep"

Haa, é valores mensais.

Ok peço desculpa por não ter visto.



Já agora, penso que não há nada do género em Portugal, pelo menos a um preço acessível.

Não era util existir?

Não é uma questão de utilidade mas sim de economics. Não haveriam clientes suficientes em Portugal para suportar este modelo de negocio.



Registrado

Doubt is not a pleasant condition, but certainty is absurd.